



• Safety feed front

• Flap for individual separation



• Lever for central control



Top model safety feed front

A feed front does much more than just giving access to roughage. Spinder's safety feed front was designed with that in mind. The safety feed front offers greater freedom of movement for the cow and ensures peace and quiet during feeding. In addition, a great deal of attention was paid to the safety of animals and humans, operating comfort and efficient working at pairing treatments or individual treatments.

The safety feed front also has a locking system that is fully integrated in the special upper section. The use of high-quality plastics results in a very light selection system, which is just about noiseless. The safety feed front has a multiple operation. All feed openings can be opened and closed together or individually. The operating handle allows you to open and close the feed front (approx. 20 m per lever) in one move. This is particularly an advantage for mechanised feeding techniques. The gate is completely closed for feeding. The gate is opened after feeding. When that happens, the entire group can access the feed at the same time. This will prevent stress in the group.

The Spinder safety feed front has a very large head opening both above and below. In emergency situations, the animals will be able to free themselves via the bottom opening if the upper head opening can no longer be reached. A simple operation makes it possible to put the feed front in this safety or night setting. The bottom head opening can also be opened individually for each cow by means of a handy button operation. The safety feed front also offers the possibility of separating one or more cows easily by means of an additional control flap. By simply flicking this flap above one or several cows, it will be easy to quickly determine which cows to separate from the rest. Using the central operating lever, you can subsequently release all other animals.

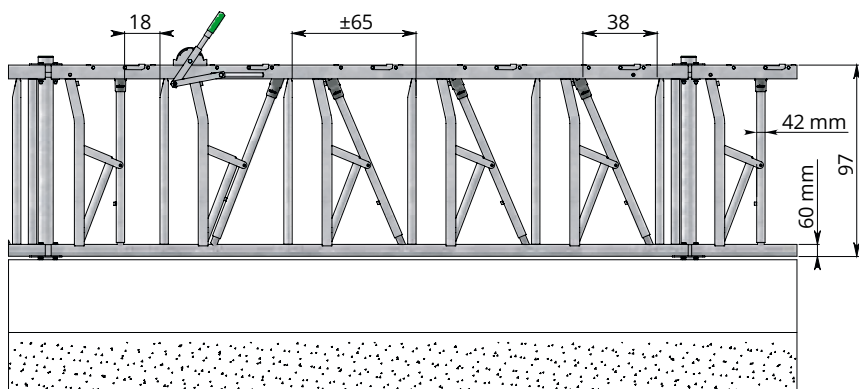
Important features:

- Extremely robust construction;
- Extra large feed opening (42 cm) thanks to a special construction;
- Ear tag friendly;
- Very low noise thanks to the use of sound-absorbing materials;
- Simple operation that requires very little power;
- Open position where the animals can move their heads freely in and out of the feed front;
- Self-locking position where the animals lock themselves in place while eating;
- Closed position, in which the feed front can be completely locked in one move;
- Convenient button operation to individually release the animals;
- Possibility of individual separation;
- Height of the feed front 105 cm.

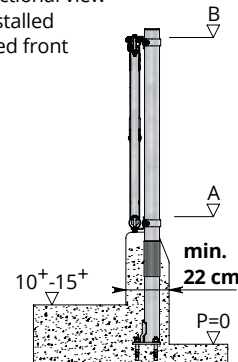
Assembly

The assembly of the safety feed front to the 76 mm support posts is by way of our universal fasteners.

These allow the length of a feed front element to be increased by as much as 5 cm. If not sufficient, longer attachment parts are available from Spinder. By mounting a so-called hinge assembly, any feed front element can be turned into a rotating gate. The locking mechanism of a rotating feed front is operated separately.



Sectional view installed feed front

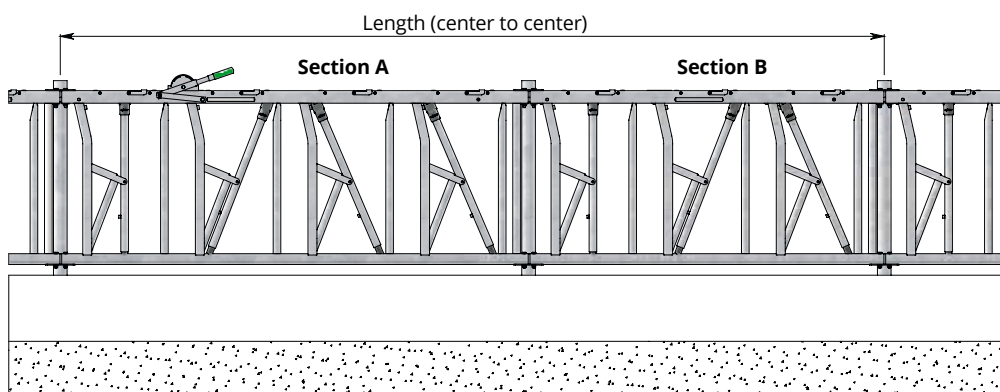


Age	Size A	Size B
Heifers	54 ⁺ -59 ⁺	145 ⁺ -150 ⁺
Jersey's	34 ⁺ -39 ⁺	125 ⁺ -130 ⁺

Heavy constructed self-locking safety feed front with the hidden locking mechanism totally integrated in the top railing.

	Length (center to center)	Feeding place width
24.73.500	325 cm (5 feed openings)	approx. 65 cm
24.73.400	262 cm (4 feed openings)	approx. 65 cm
24.73.300	199 cm (3 feed openings)	approx. 65 cm
24.73.200	136 cm (2 feed openings)	approx. 65 cm

	Fittings
10.25.180	Support post 76 mm x 180 cm
11.02.250	Plastic protective sleeve 76 mm
10.26.160	Floor-mounted support post 76 mm x 160 cm
11.06.250	Stopper 76 mm
02.91.100	Set of feed front fasteners 76 mm
22.92.500	Operating handle
02.90.880	Hinge assembly for gate
02.90.975	Castor wheel (for gates longer than 2 m)



Almost all clearances of over 3.25 meters between posts, can be filled with a combination of the above mentioned standard feed fronts. The following table shows solutions for some frequent situations. The combination of a standard feed front and the correct feed front fastener leads almost always to a solution for clearances up to 3.25 mtr.

Length (center to center)	Section A	Section B	Feed front fasteners
600 cm (9 feed openings)	(325 cm) 24.73.500	(262 cm) 24.73.400	02.91.200 (5 - 10 cm) *
475 cm (7 feed openings)	(262 cm) 24.73.400	(199 cm) 24.73.300	02.91.200 (5 - 10 cm) *

* For feed front fasteners of 5-10 cm and 10-20 cm, longer connecting strips need to be ordered.